

AgraStrip[®] Total Aflatoxin Test (4ppb Cutoff)

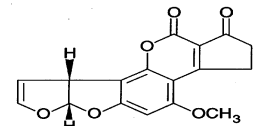


Order #: COKAS1100U

Intended Use

The AgraStrip[®] Aflatoxin Test is a one-step lateral flow immunochromatographic assay that determines a qualitative level for the presence of total aflatoxin (B₁, B₂, G₁ and G₂) and is intended for use in grains, cereals and other commodities.

The AgraStrip[®] Aflatoxin Test has been validated for a variety of food products, such as corn, peanuts, rice, rice flour, wheat flour, semolina, almonds and pistachio, among others. It is the Japanese FDA approval method.



Aflatoxin B₁

Aflatoxins

Aflatoxins are toxic and carcinogenic. They are metabolites of the fungi *Aspergillus flavus* and *Aspergillus parasiticus*. There are four principle types of aflatoxin: B₁, B₂, G₁ and G₂, which are named for their respective innate fluorescent properties. Aflatoxin B₁ is the most frequently encountered of the group and the most toxic. Aflatoxins can be found mainly in cereals, corn, peanuts, cottonseed and nuts.

Aflatoxins can cause liver disease in animals and may cause decreased production (milk, eggs, animal weight, etc). Aflatoxin B₁ is a potent human carcinogen, and may contribute to human liver cancer.

The US Food and Drug Administration action levels of aflatoxin are as follows: (1) 300ppb for feeder cattle; (2) 200ppb for finishing swine; (3) 100ppb for breeding beef cattle, swine and mature poultry; and (4) 20ppb for humans, and for immature animals and dairy animals.

The maximum level of total aflatoxin in foodstuffs in European Community is 4ppb (Commission Regulation (EC) No 1525/98).

Assay Principles

The AgraStrip[®] Aflatoxin Test is a one-step lateral flow immunochromatographic assay with a cutoff level of 4ppb aflatoxin based on an inhibition immunoassay format. Antibody-particle complex is dissolved in assay diluent and mixed with sample extract. The mixed content is then wicked onto a membrane, which contains a test zone and a control zone. The test zone captures free antibody-particle complex, allowing color particles to concentrate and form a visible line. A positive sample with aflatoxin greater than or equal to the cutoff level will result in no visual line in the test zone. Alternatively, a negative sample with aflatoxin less than the cutoff level will form a visible line in the test zone. The line will always be visible in the control zone regardless of the presence of aflatoxin.



Precautions

1. Store test kits at 2-25°C (36-77°F) when not in use, and do not use beyond the expiration date.
2. Test strips and microwells must be kept inside their original tubes.
3. All reagents must be at room temperature before assay is running.
4. Adhere to the instructions of test procedures.
5. Do not re-use test strips.
6. Methanol is flammable. Caution must be taken in its use and storage.
7. Consider all materials, containers and devices that are exposed to the sample to be contaminated with toxin. Wear protective gloves and safety glasses when using the kit.
8. The components in this test kit have been quality control tested as a standard batch unit. Do not mix components from different lot numbers.

Procedure

Sample Preparation / Extraction

1. Obtain a representative sample and grind it using a Romer Series II[®] Mill so that 75% will pass through a 20-mesh screen, then thoroughly mix the subsample portion.
2. Weigh out 10 g of ground sample into a clean jar that can be tightly sealed.
3. Add 20 mL of 70% methanol extraction solution (i.e. 70/30 (v/v) methanol/water) or 20 mL of 50% ethanol extraction solution (i.e. 50/50 (v/v) ethanol/water) and seal jar. Note: Samples should be extracted in a ratio of 1:2 (w:v) of sample to extraction solution respectively.
4. Vigorously shake, blend or vortex for 1 minute.
5. Allow sample to settle, or filter the top layer of extract through a Whatman #1 filter and collect the filtrate. Proceed to the test procedure.

Note: Commodity extracts should have a pH of 6-8. Excessive alkaline or acidic conditions may affect the test results and should be adjusted before testing.

Test Procedure

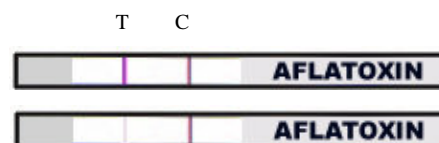
Note: All reagents and kit components must be at room temperature 18-30°C (64-86°F) before use.

1. Remove microwell sealer, and place the appropriate number of microwells in a microwell holder. Re-seal those un-used microwells.
2. Using a single channel pipette, add 50µL of assay diluent to each microwell. Dissolve the coating conjugate in the microwell by pipetting the content up and down 5 times.
3. Add 50µL of sample extracts to each microwell, mixing the content in each well by pipetting it up and down 3 times.
4. Put one test strip in one well.
5. Allow the test strip to develop color for 5 minutes.
6. Interpret test results immediately.

Interpretation of the Results

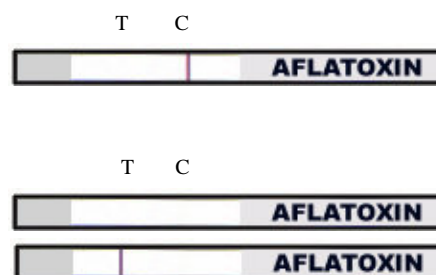
A color line always appears in the upper section of the test strip to indicate that the test strip is working properly. This line is the Control Line (C). A line in the lower section of the test strip indicates the test results. This line is the Test Line (T).

Results less than 4ppb: 2 lines are visible. This indicates the sample contains total aflatoxin less than 4ppb (negative sample). (Please see right-hand side image)



Results greater than 4ppb or equal to 4ppb: 1 line is visible. This indicates the sample contains total aflatoxin great than or equal to 4ppb (positive sample). (Please see right-hand side image).

Invalid results: If there is no line in control zone, the test is invalid and the sample should be re-tested by using a valid test strip. (Please see right-hand side image).



NOTE: For some samples, a third line may appear on the strip at a position of approximately 0.4cm from the bottom portion of the AgraStrip. Please note that if the line at the bottom of the strip appears, it is not a valid line and can be ignored. Only the Test line and the Control line, which correspond to the letters "T" and "C" on the back of strip respectively, are used in interpreting results. The Control line must always be present for the test to be valid.

Performance Characteristics

AgraStrip[®] Total Aflatoxin Test (4ppb cutoff) has been validated to screen for total aflatoxin in corn, peanuts, rice, rice flour, wheat flour, semolina, almonds and pistachio at 4ppb cutoff level.

Materials Supplied With Kit

- 1 tube containing 24 aflatoxin test strips
- 1 tube containing 24 microtiter wells coated with antibody-particle complex
- 1 bottle of 1.7mL assay diluents
- 1 piece of microwell holder
- 1 bag of 48 pieces of pipette tips
- 1 roll of 24 pieces of Whirl-Pak[®] bags

Materials Required But Not Provided With Kit

Extraction Procedure

- *EQMMS2010: Romer Series II[®] Mill or equivalent
- *EQOLE1025: Blender or a tightly sealing jar with lid
- *EQOLE1010: Balance, 400 g
- *EQOLE1050: Graduated cylinder: 100mL
- *70% methanol or
 - ACS grade methanol for making 70 % methanol
 - Distilled or de-ionized water for making 70 % methanol
- *50% ethanol or
 - Formula 3A ethanol for making 50 % ethanol
 - Distilled or de-ionized water for making 50 % ethanol
- Container with a minimum 50mL capacity
- *Whatman#1 filter paper, or equivalent (optional)
- *Filter funnel (optional)

Assay Procedure

- *Single channel pipettor capable of pipetting 50µL with tips
- *EQOLE1300: Timer

*Items available from Romer Labs, Inc.[®] - Americas Division

For further information please contact:

Technical Services
Romer Labs Singapore Pte. Ltd.
3791 Jalan Bukit Merah #08-08
e-Centre@redhill, Singapore, 159471

Tel: (65) 66318018
Fax: (65) 62755584
Web: <http://www.romerlabs.com>
Email: salesasia@romerlabs.com



Warranty

The user assumes all risk in using Romer Labs Singapore Pte Ltd products and services. Romer Labs Singapore Pte Ltd will warrant that its products and services meet all quality control standards set by Romer Labs Singapore Pte Ltd, and Romer Labs Singapore Pte Ltd will, at its option, repair or replace any product, components, or repeat services which prove to be defective in workmanship or material within product specific warranty periods or expiration dates and which our examination shall disclose to our satisfaction to be defective as such. This warranty is expressly in lieu of all other warranties, expressed or implied, as to description, quality, merchantability, fitness for any particular purpose, productiveness, or any other matter. Romer Labs Singapore Pte Ltd shall be in no way responsible for the proper use of its products. Romer Labs Singapore Pte Ltd hereby disclaims all other remedies, warranties, guarantees or liabilities, expressed or implied, arising by law or otherwise, and it shall have no liability for any lost profits or damage, direct, indirect or otherwise, to person or property, in connection with the use of any of its products or services. This warranty shall not be extended, altered or varied except by a written instrument signed by an authorized representative of Romer Labs Singapore Pte Ltd.